



**First American
Title Company of Oregon**

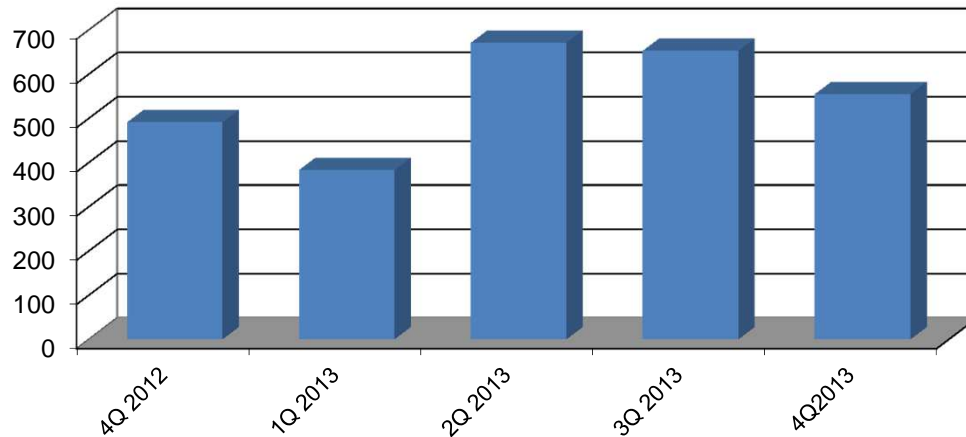


City of Bend Sales Summary

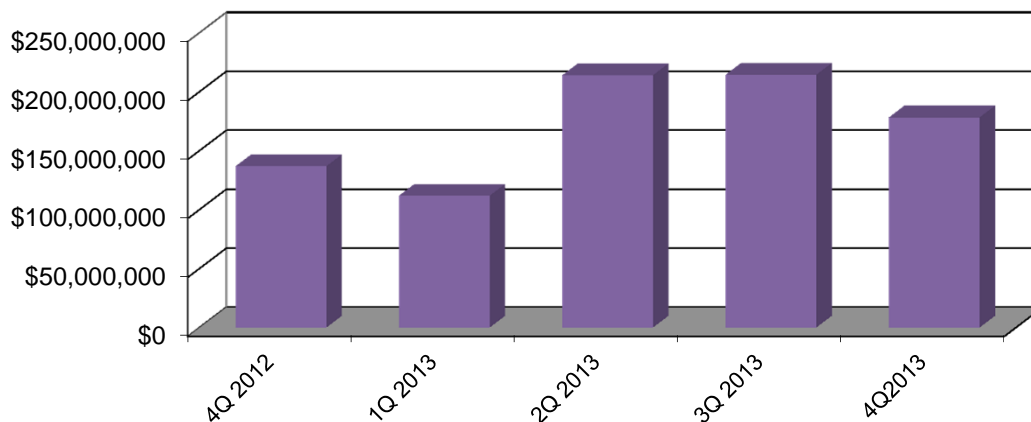
Information compiled from MLSCO & deemed reliable but not guaranteed

Bend	4Q 2012	1Q 2013	2Q 2013	3Q 2013	4Q2013
Total Sold	491	383	671	653	555
# of Short Sales	84	51	57	31	32
# of Bank Owned Sales	37	24	23	12	13
Sold Volumn	\$136,918,206	\$111,885,793	\$214,062,343	\$214,476,278	\$178,292,911
Average Sales Amount	\$263,556	\$292,130	\$309,249	\$316,593	\$377,735
Median Sales Amount	\$220,395	\$250,000	\$263,400	\$268,500	\$269,000
Average Days on Market	132	127	122	112	112

Total Sold



Sold Volume

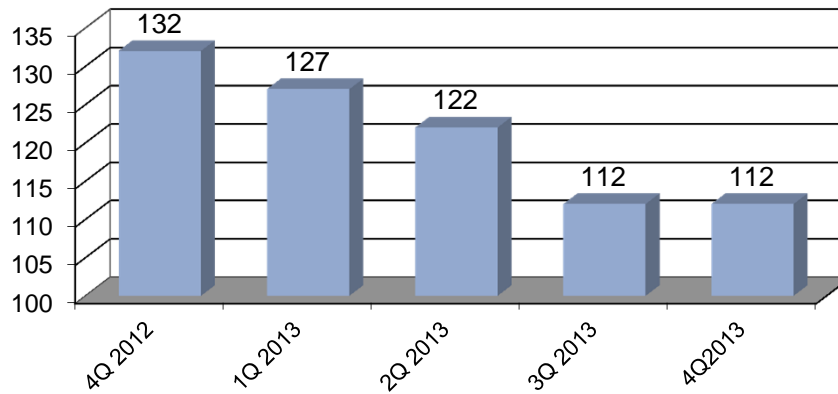




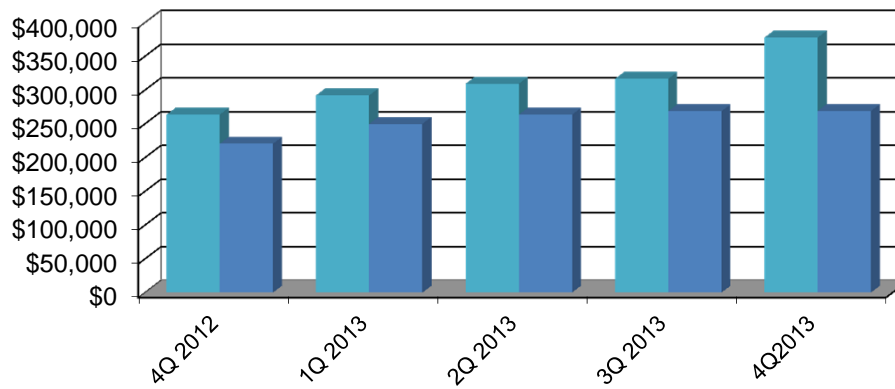
**First American
Title Company of Oregon**



Average Days on Market



Average Price / Median Price



Short Sale / Bank Owned Sale

